



AUPIHO
L'OR DURABLE

RING SIZE

PRINT THE RING TO SCALE 100%

Check your printing with a ruler. The scale below should measure 5 cm

5 cm




How do I use the Aupiho ring gauge?


Position your ring on the circles: **the black line must appear in its entirety inside your ring and note the corresponding number...**

Please note that the size of the fingers varies between the left and right hands and according to the season (winter/summer); in hot weather the fingers are more swollen.

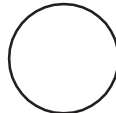
If you hesitate between 2 sizes, always choose the ring size above.




47




48




49




50




51



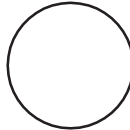
52




53




54




55




56




57




58




59



60




61



62



63



64

This ring gauge is intended to help you determine your ring size. It is not contractually binding.

Need help? Contact us
hello@aupiho.com
Phone : +33 6/77/26/72/76